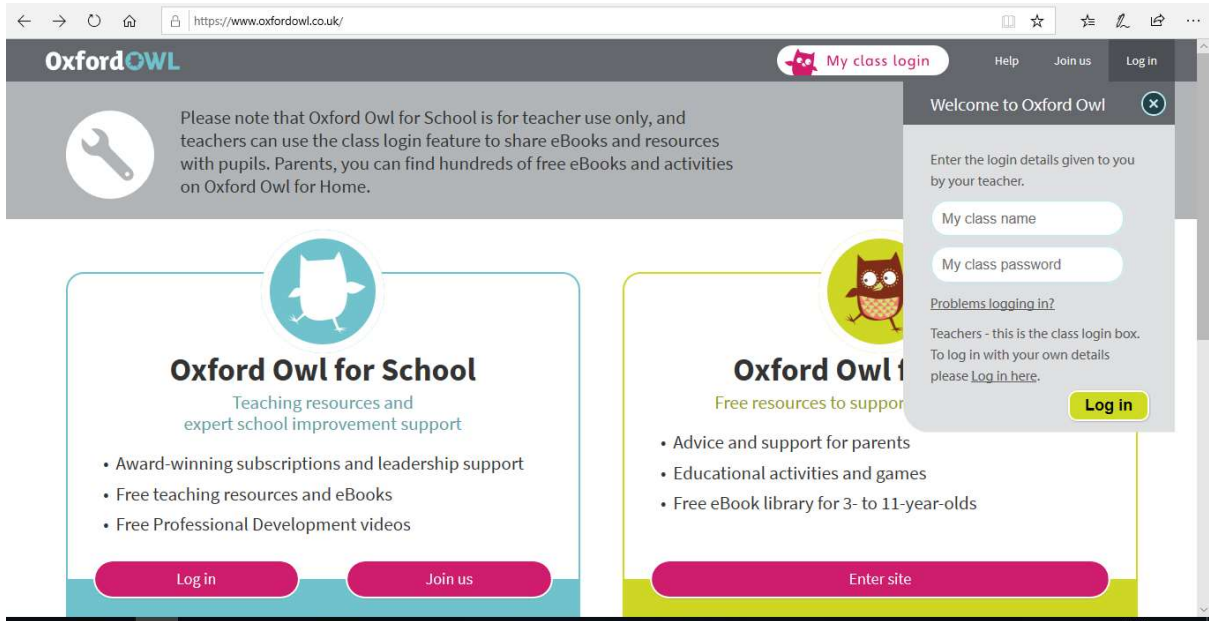


Oxford Owl – Parent Guide to Accessing Resources

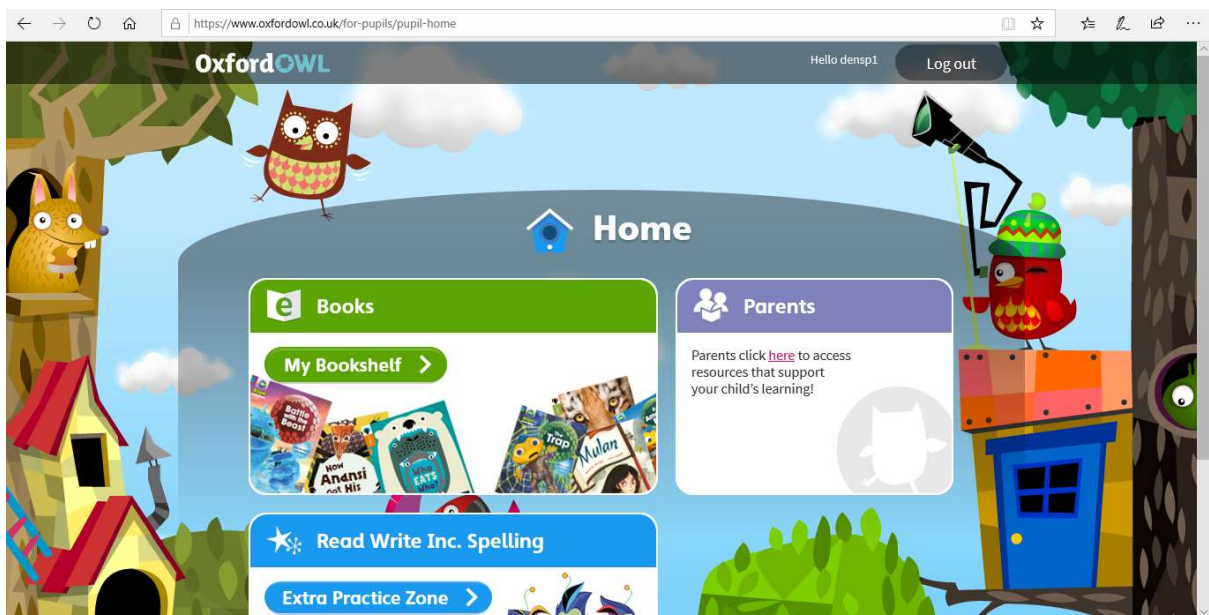
Using the Oxford Owl website <https://www.oxfordowl.co.uk/> log on using the class login provided by your class teacher. Click on 'My class login' at the top and enter the login details. Usernames for each class are:

P1: *densp1* P1/2: *densp12* P2/3: *densp23* P3: *densp3* P4: *densp4*

Password for all classes: *densroad1*

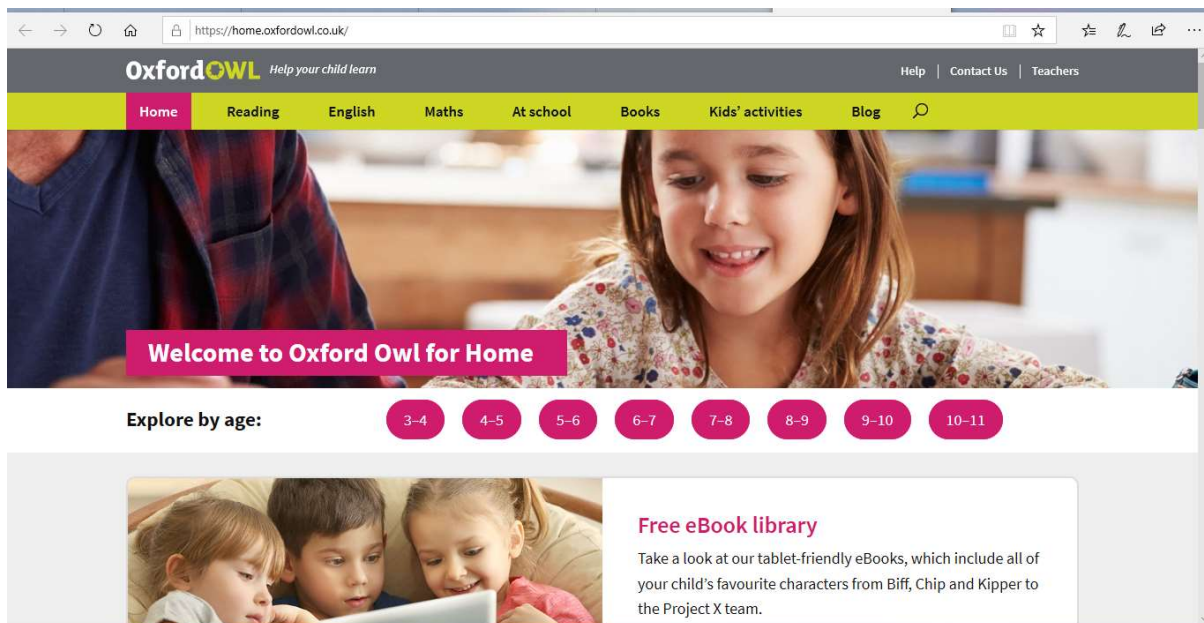


Once logged on and you see the home page, click on the section 'Parents'.



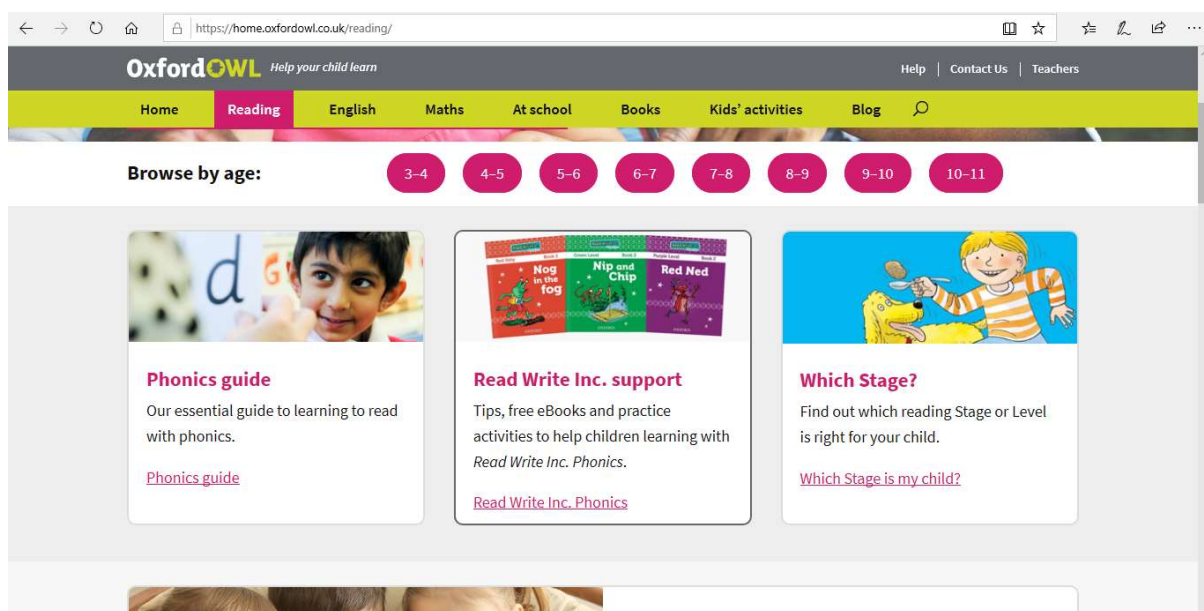
Oxford Owl – Parent Guide to Accessing Resources

When you see this page, click on the 'Reading' tab on the green strip at the top of the page.



The screenshot shows the Oxford Owl homepage. At the top, there is a navigation bar with the Oxford Owl logo and the tagline "Help your child learn". To the right of the logo are links for "Help", "Contact Us", and "Teachers". Below this is a green navigation strip with tabs for "Home", "Reading", "English", "Maths", "At school", "Books", "Kids' activities", and "Blog". The "Home" tab is currently selected. Below the navigation strip is a large banner image of a young girl smiling while reading a book. A pink box overlaid on the banner says "Welcome to Oxford Owl for Home". Below the banner is a section titled "Explore by age:" with buttons for age groups: 3-4, 4-5, 5-6, 6-7, 7-8, 8-9, 9-10, and 10-11. Below this is a section titled "Free eBook library" with a sub-image of three children looking at a tablet. The text reads: "Take a look at our tablet-friendly eBooks, which include all of your child's favourite characters from Biff, Chip and Kipper to the Project X team."

Then, click on the section in the middle of the page, 'Read Write Inc. Support'.



The screenshot shows the Oxford Owl Reading page. The navigation bar is the same as in the previous screenshot, but the "Reading" tab is now selected. Below the navigation strip is a section titled "Browse by age:" with buttons for age groups: 3-4, 4-5, 5-6, 6-7, 7-8, 8-9, 9-10, and 10-11. Below this are three main content cards. The first card is titled "Phonics guide" and says "Our essential guide to learning to read with phonics." with a link to "Phonics guide". The second card is titled "Read Write Inc. support" and says "Tips, free eBooks and practice activities to help children learning with Read Write Inc. Phonics." with a link to "Read Write Inc. Phonics". The third card is titled "Which Stage?" and says "Find out which reading Stage or Level is right for your child." with a link to "Which Stage is my child?".

Oxford Owl – Parent Guide to Accessing Resources

From there, scroll down the page to find a range of resources. Some that you might find useful are:

The screenshot shows the Oxford Owl website interface. At the top, there is a navigation bar with 'Home', 'Reading', 'English', 'Maths', 'At school', 'Books', 'Kids' activities', and 'Blog'. Below this, the 'Set 1 Speed Sounds' resource is featured. It includes a book cover for 'My Set 1 Speed Sounds Book' with a 'NEW' badge and an 'Online Activity' label. The text below the cover reads: 'My Set 1 Speed Sounds Book', 'Practise your Set 1 Speed Sounds with helpful visual prompts.', and a link 'Take a look'.

Set 1 Speed Sounds
My Set 1 Speed Sounds Book

Most suitable for P1 and some P2

The screenshot shows the Oxford Owl website interface. At the top, there is a navigation bar with 'Home', 'Reading', 'English', 'Maths', 'At school', 'Books', 'Kids' activities', and 'Blog'. Below this, the 'Set 2 Speed Sounds' resource is featured. It includes a book cover for 'My Sets 2 and 3 Speed Sounds Book' with a 'NEW' badge and an 'Online Activity' label. The text below the cover reads: 'My Sets 2 and 3 Speed Sounds Book', 'Practise your Sets 2 and 3 Speed Sounds with helpful visual prompts.', and a link 'Take a look'.

Set 2 Speed Sounds
My Sets 2 and 3 Speed Sounds Book

Most suitable for some P2, P3 and P4

The screenshot shows the Oxford Owl website interface. At the top, there is a navigation bar with 'Home', 'Reading', 'English', 'Maths', 'At school', 'Books', 'Kids' activities', and 'Blog'. Below this, the 'Ditty sheets' resource is featured. It includes a book cover for 'Ditty Sheets 1-28' with a 'NEW' badge and a 'PDF Download' label. The text below the cover reads: 'Ditty Sheets 1-28', '28 Read Write Inc. Ditty Sheets to practise phonics when your child can read all the Set 1 Speed Sounds and can sound blend.', and a link 'Take a look'.

Ditty sheets

Ditty Sheets 1-28

Most suitable for P1 and some P2

<https://www.oxfordowl.co.uk/api/interactives/29318.html>